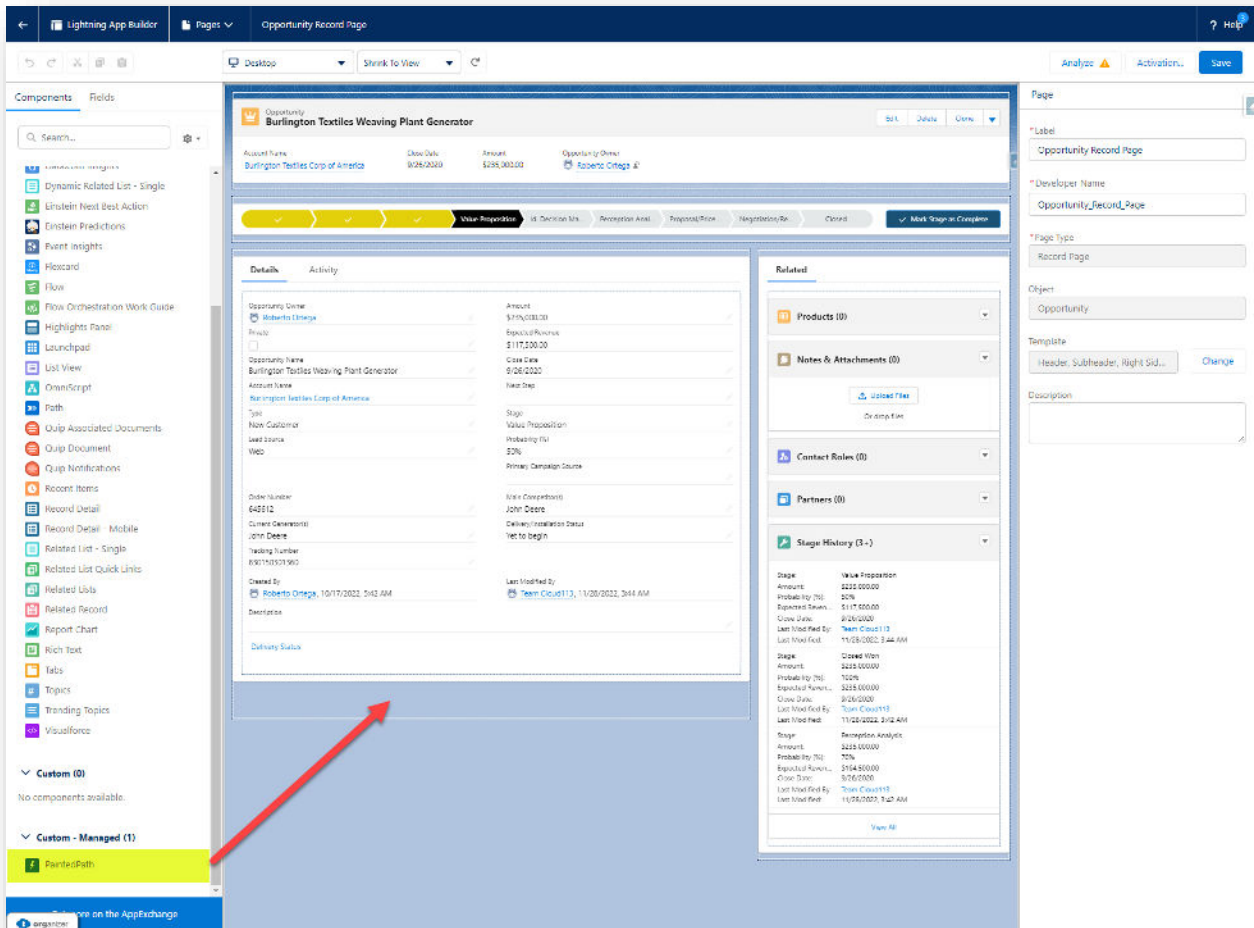


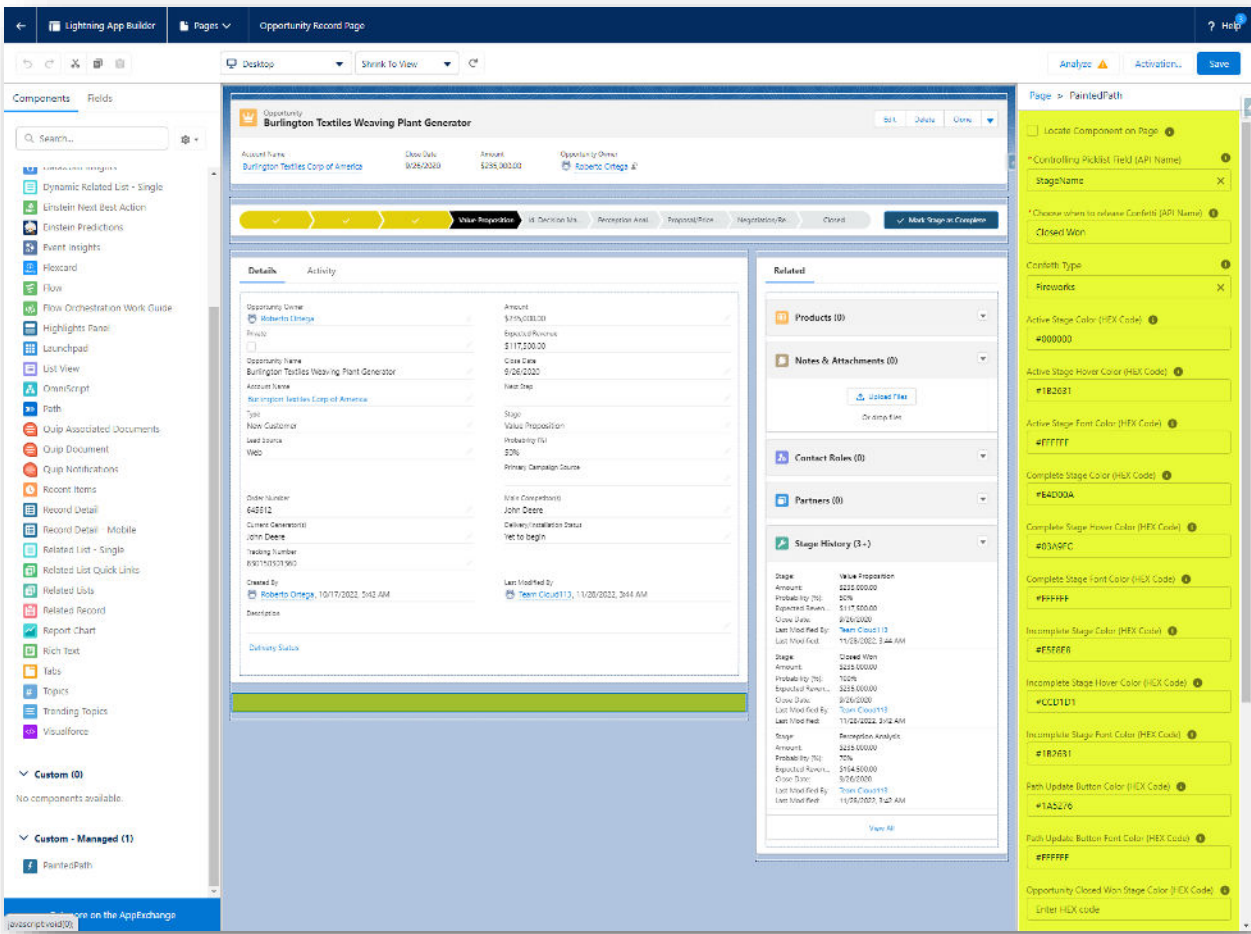


Usage Guide

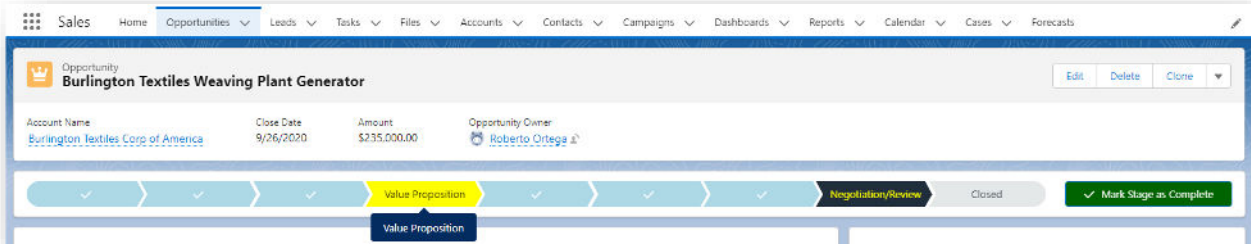
1. After the package is installed, go to the Lightning App Builder, and drag the component into the page where the Path is found:



- Click on the component and fill out the component settings (list of all settings in page 4):



- Save the Lightning Page and start enjoying your customized Path!



PaintedPath Settings:

- **Locate Component on Page:** allows the admin user editing the lighting page to see where the component is located. This must be unchecked before saving the page/activating it for users, as it shouldn't show for the end user.

The screenshot displays the Lightning App Builder interface for editing an Opportunity Record Page. The 'PaintedPath' settings are visible on the right side of the page. The 'Locate Component on Page' checkbox is checked. The 'Controlling Picklist Field (API Name)' is set to 'StageName'. The 'Choose when to release Confetti (API Name)' is set to 'Closed Won'. The 'Confetti Type' is set to 'Fireworks'. The 'Active Stage Color (HEX Code)' is '#000000'. The 'Active Stage Hover Color (HEX Code)' is '#182631'. The 'Active Stage Font Color (HEX Code)' is '#FFFFFF'. The 'Complete Stage Color (HEX Code)' is '#E4D00A'. The 'Complete Stage Hover Color (HEX Code)' is '#D3A9FC'. The 'Complete Stage Font Color (HEX Code)' is '#FFFFFF'. The 'Incomplete Stage Color (HEX Code)' is '#E5E8E8'. The 'Incomplete Stage Hover Color (HEX Code)' is '#CCD1D1'. The 'Incomplete Stage Font Color (HEX Code)' is '#182631'. The 'Path Update Button Color (HEX Code)' is '#1A5276'. The 'Path Update Button Font Color (HEX Code)' is '#FFFFFF'. The 'Opportunity Closed Won Stage Color (HEX Code)' is '#FFFFFF'.

- **Controlling Picklist Field (API Name):** Select the picklist field (API Name) whose values are being shown in the current Path.
- **Choose when to release Confetti (API Name):** Add one or more picklist values (API name) of the controlling field, separated by a comma.
- **Confetti Type:** Select confetti effect.
- **Active Stage Color (HEX Code)**
- **Active Stage Font Color (HEX Code)**
- **Complete Stage Color (HEX Code)**
- **Complete Stage Hover Color (HEX Code)**
- **Complete Stage Font Color (HEX Code)**

- **Incomplete Stage Color (HEX Code)**
- **Incomplete Stage Hover Color (HEX Code)**
- **Incomplete Stage Font Color (HEX Code)**
- **Path Update Button Color (HEX Code):** Color of update button on the right side of the path.
- **Path Update Button Font Color (HEX Code):** Font color of update button on the right side of the path.
- **Opportunity Closed Won Stage Color (HEX Code):** Color of the Closed Won stages (HEX code). Only applies to the standard 'Stage' field in the Opportunity object.
- **Opportunity Closed Won Stage Font Color (HEX Code):** Font color of the Closed Won stages (HEX code). Only applies to the standard 'Stage' field in the Opportunity object.
- **Opportunity Closed Lost Stage Color (HEX Code):** Color of the Closed Lost stages (HEX code). Only applies to the standard 'Stage' field in the Opportunity object.
- **Opportunity Closed Lost Stage Font Color (HEX Code):** Font color of the Closed Lost stages (HEX code). Only applies to the standard 'Stage' field in the Opportunity object.